CAN YOU SEE THE AIRPLANES? THE ADJACENT SAMPLES SHOW THREE DIFFERENT LEVELS OF SHADING. SETTINGS FOR VIEWING AND PRINTING DRAWING CONTENT ARE OPTIMIZED WHEN ALL THREE PLANES ARE VISIBLE. THIS GUIDANCE IS PROVIDED FOR REFERENCE ONLY.

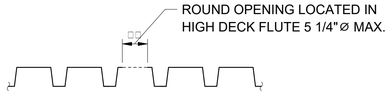

3" TYPE N ROOF DECK

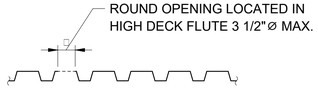

1 1/2" TYPE HSB

ROOF DECK OPENINGS WITHOUT REINFORCING

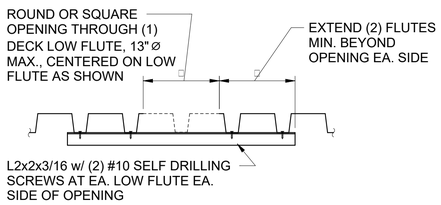

3" TYPE N ROOF DECK

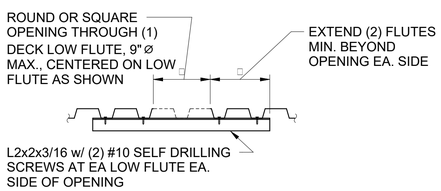

1 1/2" TYPE HSB

ROOF DECK OPENINGS WITH REINFORCING

NOTE: OPENINGS LARGER THAN THOSE SHOWN OR OPENINGS THOUGH MORE THAN (1) DECK LOW FLUTE MAY REQUIRE ADDITIONAL REINFORCING / SUB-FRAMING. SUBMIT FOR ENGINEER REVIEW.

1 ROOF DECK OPENINGS
SCALE: 1" = 1'-0"

NOTE:
DECKING AS OCCURS, REF. PLAN (NOT SHOWN FOR CLARITY)

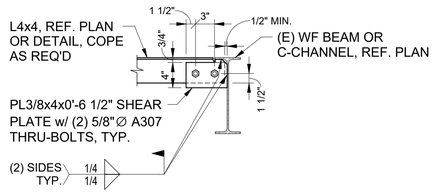

ANGLE TO WF BEAM CONNECTION

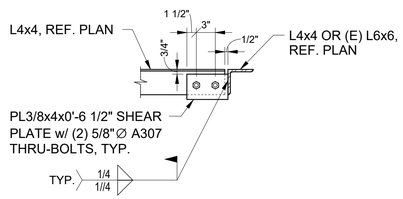

ANGLE TO ANGLE CONNECTION

2 ANGLE TO WF OR ANGLE TO ANGLE
SCALE: 1" = 1'-0"

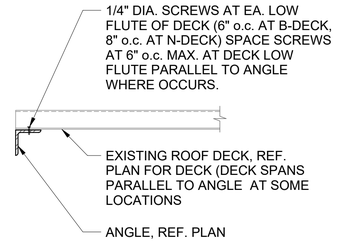

3 ANGLE AT DECK PENETRATION
SCALE: 1" = 1'-0"

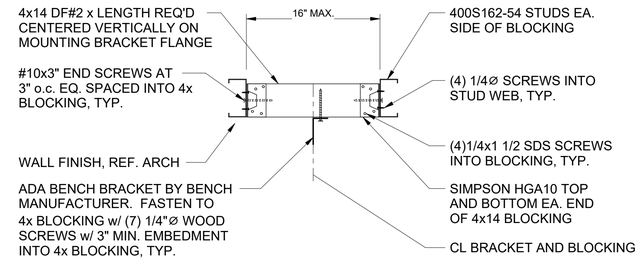

PLAN

4 ADA BENCH BRACKET BLOCKING DETAIL
SCALE: 1 1/2" = 1'-0"

NO.	DATE	BY	REVISIONS	APP

NO.	DATE	BY	REVISIONS	APP

Port of Portland

mwa architects

ABHT
STRUCTURAL ENGINEERS
1022 NW MARSHALL STREET, UNIT #350
PORTLAND, OR 97209
Tel 503.243.6682, www.abht-structural.com

2025D031
DESIGN NUMBER

103101
PROJECT NUMBER

STRUCTURAL REGISTERED PROFESSIONAL ENGINEER 19495PE
DIGITALLY SIGNED
OREGON NOV 18, 1987 CLINTON J. AMBROSE
EXPIRES 12-31-27

PORTLAND INTERNATIONAL AIRPORT

TERMINAL RESTROOM REHABILITATION 2026

STRUCTURAL FRAMING DETAILS

SUBMITTED BY	BRIAN FRANCIS
DESIGNED BY	C. AMBROSE
DRAWN BY	A. ROEPKE
CHECKED BY	C. AMBROSE
DATE	JULY 2026
SHEET NO.	59
TYPE	CD
DRAWING NO.	PDX 2026-510
DISC. SHT. NO.	S6.01

DRAWING SCALE IS REDUCED 50% WHEN SHEET SIZE IS 11" x 17". GRAPHIC SCALE FOR REFERENCE ONLY
0 1/4" 1/2" 1" 2"

IF ELECTRONIC SIGNATURE IS BROKEN OR MISSING - THIS IS NOT A LEGAL DRAWING

DRAWING SCALE IS REDUCED 50% WHEN SHEET SIZE IS 11" x 17".