CAN YOU SEE THE AIRPLANES? THE 4D/MCEAR SAMPLES SHOW THREE DIFFERENT LEVELS OF SHADING. SETTINGS FOR VIEWING AND PRINTING DRAWING CONTENT ARE OPTIMIZED WHEN ALL THREE PLANES ARE VISIBLE. THIS GUIDANCE IS PROVIDED FOR REFERENCE ONLY.

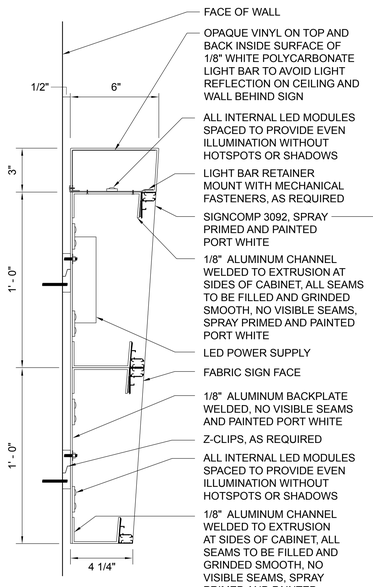

1 WM2 - SECTION
SCALE: 3" = 1' - 0"

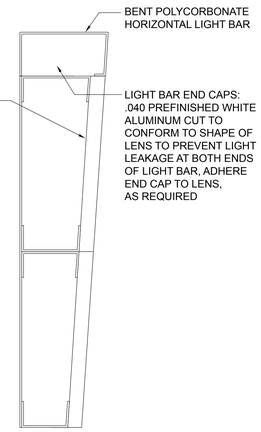

2 WM2 - END W/O END CAP
SCALE: 3" = 1' - 0"

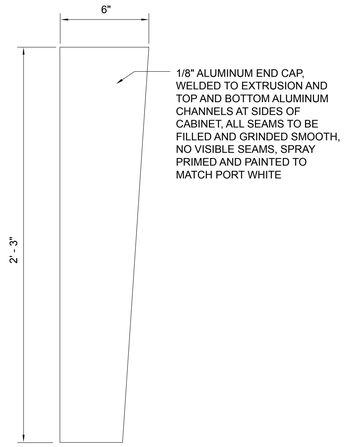

3 WM2 - END CAP ELEVATION
SCALE: 3" = 1' - 0"

WM2-001

WM2-002

WM2-003

WM2-004

WM2-005

WM2-006

4 WM2 - MESSAGE LAYOUTS
SCALE: 1" = 1' - 0"

NO.	DATE	BY	REVISIONS	APP

NO.	DATE	BY	REVISIONS	APP

Port of Portland

dbc architecture
2505 se 11th ave #328
portland, or 97202
503.504.1230
dbcarchitecture.com

Mayer/Reed
Mayer/Reed, Inc.
920 SW 6th Ave, Ste 425
Portland, Oregon 97204
503.223.5953

2026D004 — EAN
103101 — PAN

REGISTERED 400 BRIAN SHANE OREGON LANDSCAPE ARCHITECT

PORTLAND INTERNATIONAL AIRPORT
TERMINAL AND CONCOURSES WAYFINDING SIGNAGE
SIGN DETAILS 38

SUBMITTED BY	JAY OSTLUND
DESIGNED BY	B. STEVENS
DRAWN BY	B. STEVENS
CHECKED BY	K. FRY
DATE	AUGUST 2026
SHEET NO.	243
TYPE	CD
DRAWING NO.	PDX 2026-512
DISC. SHT. NO.	G9.138

DRAWING SCALE IS REDUCED 50% WHEN SHEET SIZE IS 11" x 22"
1" 0" 1" 2" 3" 4" 5" 6" 7" 8" 9" 10"
GRAPHIC SCALE FOR REFERENCE ONLY

IF ELECTRONIC SIGNATURE IS BROKEN OR MISSING - THIS IS NOT A LEGAL DRAWING

DRAWING SCALE IS REDUCED 50% WHEN SHEET SIZE IS 11" x 22".